

BERT | FRANK



COLT

# COLT WALL LIGHT FLUSH

Crafted from heavyweight, machined brass. Sleek slotted grill with opal diffuser casts a warm wash of light onto wall and into room. Angled arm with contrasting bronze inserts.



## PRODUCT CODE

CLT0024 - Colt Wall Light Flush

## MATERIALS

Brass

## FINISHES

Brushed brass lacquered as standard  
Custom finishes available

## DIMMING

Mains dimmable / TRIAC as standard  
DALI / requires external driver

## LIGHT SOURCE

LED Module - 15.5W / 1450lm / 24V / 2700K

## DRIVER

20W LED Integrated driver

## WEIGHT

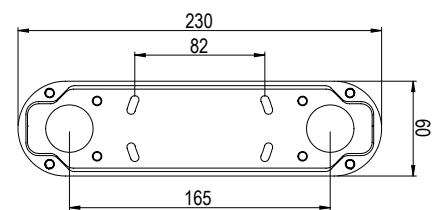
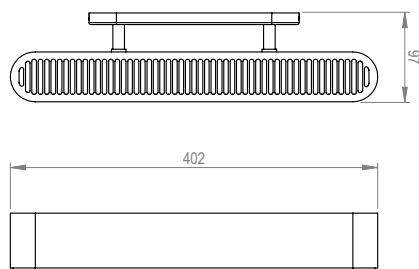
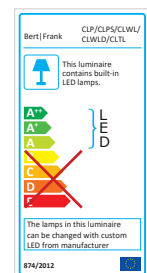
4.2kg net, 5.5kg gross

## WALL PLATE

Brushed brass wallplate - 230 H x 60 W  
Brushed brass 4in J-box plate available

## DESIGN NOTES

Colt's style was first developed on the table lamp – the table lamp often comes first in the design process – but it translates easily to other applications. Two colt wall lights either side of a bed is the epitome of modernity. Minimalism meets innovation.”



WALL PLATE